CABALLERO
CENTRAL

I

MESA BLOQUES MODULO 5

ACABADOS

1 MADERA BROCHEADO NEGRO 3 MANOS(ADITIZIMA) RAL 9005

DETALLE UNIÓN

DATO REFERENCIA UNIÓN

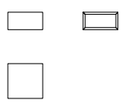

E: 1/20

Pag: 1/1

Código: COD
Material: MAT
Versión: A
Fecha: sep-24
Imagen: 221

STUDIOZAPA

CABALLERO
CENTRAL

I

MESA BLOQUES MODULO 6

ACABADOS

1 MADERA BROCHEADO NEGRO 3 MANOS(ADITIZIMA) RAL 9005

DETALLE UNIÓN

DATO REFERENCIA UNIÓN



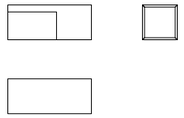

E: 1/20

Pag: 1/1

Código: COD
Material: MAT
Versión: A
Fecha: sep-24
Imagen: 221

STUDIOZAPA

CABALLERO
CENTRAL

I

MESA BLOQUES MODULO 7

ACABADOS

1 MADERA BROCHEADO NEGRO 3 MANOS(ADITIZIMA) RAL 9005

DETALLE UNIÓN

DATO REFERENCIA UNIÓN



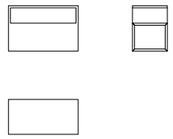

E: 1/20

Pag: 1/1

Código: COD
Material: MAT
Versión: A
Fecha: sep-24
Imagen: 221

STUDIOZAPA

CABALLERO
CENTRAL

I

MESA BLOQUES MODULO 1

ACABADOS

1 MADERA BROCHEADO NEGRO 3 MANOS(ADITIZIMA) RAL 9005

DETALLE UNIÓN

DATO REFERENCIA UNIÓN

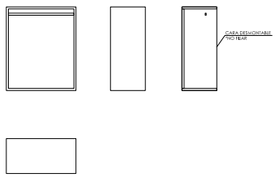

E: 1/20

Pag: 1/1

Código: COD
Material: MAT
Versión: A
Fecha: sep-24
Imagen: 221

STUDIOZAPA

CABALLERO
CENTRAL

I

MESA BLOQUES MODULO 2

ACABADOS

1 MADERA BROCHEADO NEGRO 3 MANOS(ADITIZIMA) RAL 9005

DETALLE UNIÓN

DATO REFERENCIA UNIÓN



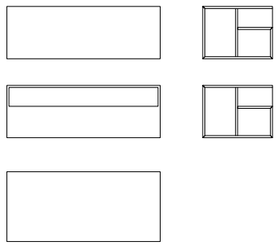

E: 1/20

Pag: 1/1

Código: COD
Material: MAT
Versión: A
Fecha: sep-24
Imagen: 221

STUDIOZAPA

CABALLERO
CENTRAL

I

MESA BLOQUES MODULO 3

ACABADOS

1 MADERA BROCHEADO NEGRO 3 MANOS(ADITIZIMA) RAL 9005

DETALLE UNIÓN

DATO REFERENCIA UNIÓN



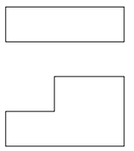

E: 1/20

Pag: 1/1

Código: COD
Material: MAT
Versión: A
Fecha: sep-24
Imagen: 221

STUDIOZAPA

CABALLERO
CENTRAL

I

MESA BLOQUES MODULO 4

ACABADOS

1 MADERA BROCHEADO NEGRO 3 MANOS(ADITIZIMA) RAL 9005

DETALLE UNIÓN

DATO REFERENCIA UNIÓN



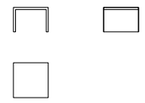

E: 1/20

Pag: 1/1

Código: COD
Material: MAT
Versión: A
Fecha: sep-24
Imagen: 221

STUDIOZAPA

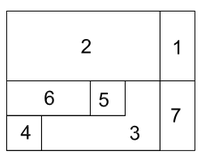

CONFIGURACIONES

QTY数量	DESCRIBE描述	SUPPLIER供应部门	REFERENCE参考信息	MATERIAL材料	FINISH颜色	PROCESSES工艺	UNIT WEIGHT单件重量(Kg)	TOTAL WEIGHT总重量(Kg)
	8Z70119600	SUPPLIER	REFERENCE	防火MDF	MADERA BROCHEADO NEGRO 3 MANOSA0103365 RAL 9005	cut/weld/drill/polish/paint	789.48	

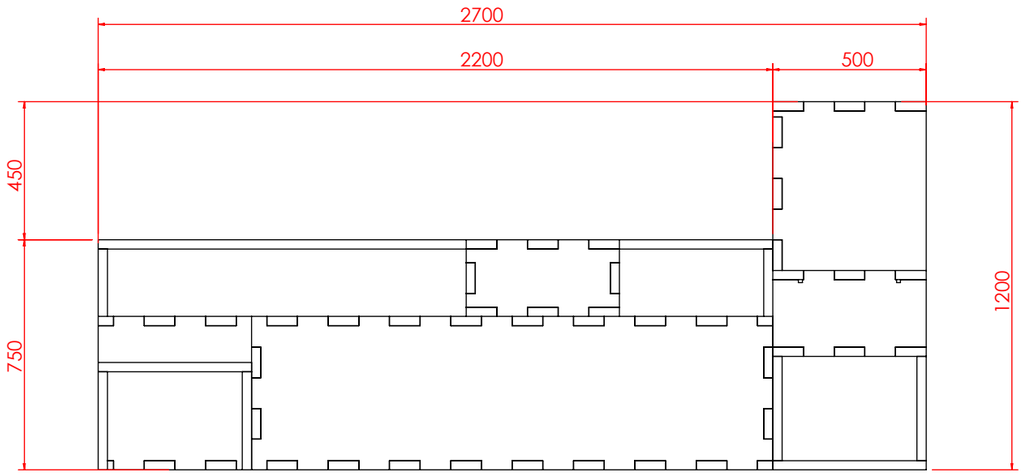

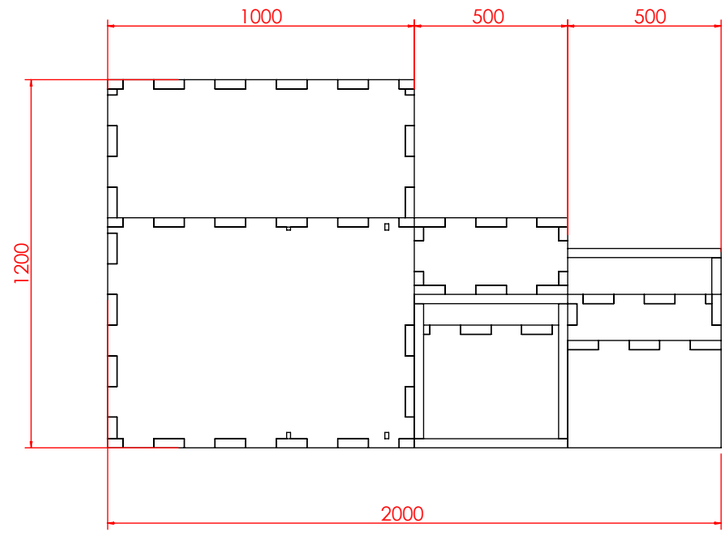

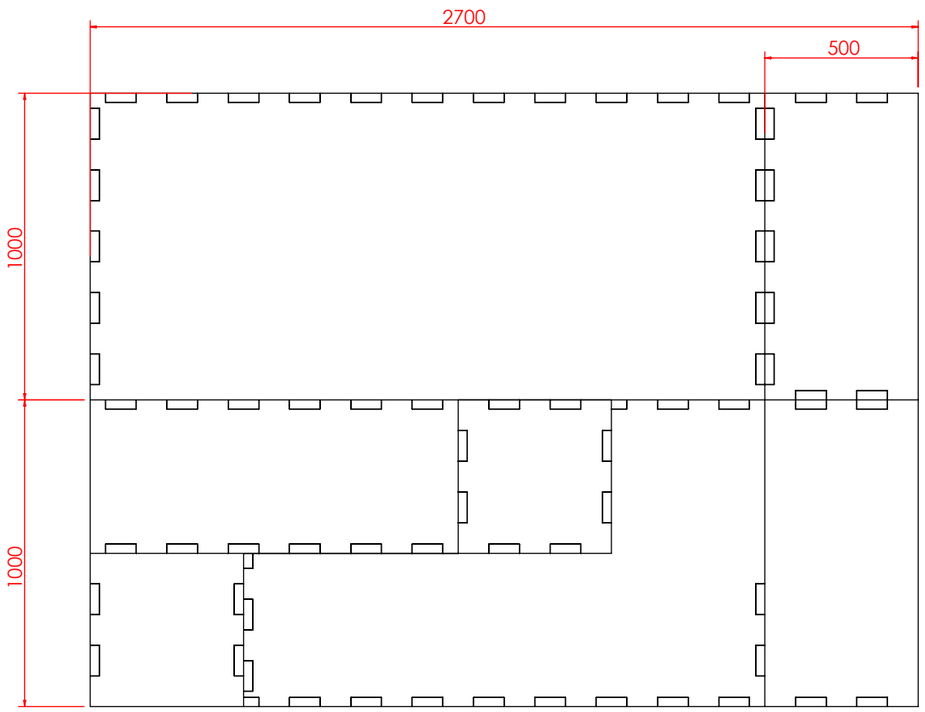

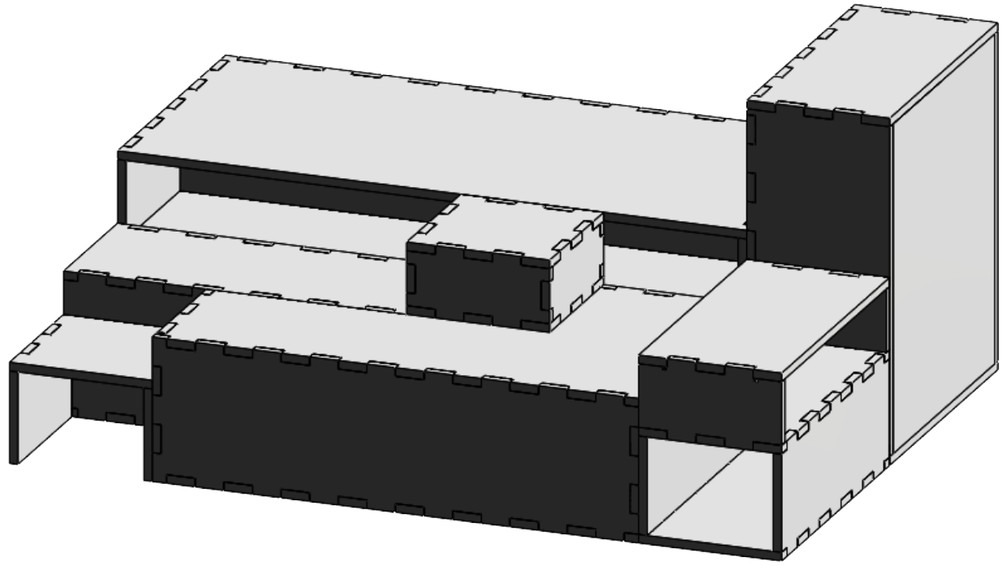

技术要求(Technical Requirements)：
1、供货方要相应配同色的连接件; 螺杆类连接件要装在相应位置，以防止孔位偏差;
(The supplier needs to provide the connectorand match the color;
The threaded rod must be pre-install into the correct location to avoid the deviation)
2、金属件要求无披锋，焊接牢固，无虚焊，承重部位必须满焊;
(The metal parts must be smoothly, strong welding, full weld on the loading location)
3、金属件所有见光部位不允许有影响外观效果的焊疤;
(Forbid the welding mark on the appearance surface of metal parts)
4、注意公差配合:镜子和玻璃尺寸，需与挂臂配合的挂钩内卡口,如未注明公差按负公差0.5mm加工.
(Take note the tolerance for mirror,glass, the hook which needs to assembled with bar and so on, the unspecifed tolerance is -0.5mm.)
5、所有可见螺丝均为内六角螺丝.
(All the appearance screws must be allen screws)
6、所有镜子、玻璃、大理石4边和4角都要磨边，金属件所有边角无坡锋\无毛刺，防止伤人。
(All mirrors, glass, marble 4 sides and 4 angles need to sanding, all corners of metal furniture need to polish,no burr, prevent injuries.)
7、凡是涉及到走线的产品，供货方必须穿好电线。
(The supplier must wear all wire.)
8、供货方必须装配好由供货方生产的配套产品，例如层板托、连接件。
(the supplier must Pre assembled accessory, such as lamination, connector.)
9.所有部件焊接时要磨45°左右的斜边,辅助焊接,超过轮廓线外的焊点要磨平。

SHEET FORMAT 图纸大小 **A3**	UNITS单位 **mm**	8Z70119600 -总图	PROJECT NO.内部单号 **0000/00**	STORE CODE店铺号 **0000**
DRAWN BY制图 **DevinDong**	SCALE比例 **1:20**		ORDER NO.订单号 **000**	
ORDER DATE下单日期 **00/00/00**	DELIVERY DATE入库日期 **00/00/00**	----	ZARA	
CLIENT DRAWING图户图 **Proy V.0**	VERSION版本 **V.0**	----	CAAMAÑOASIA公司	
ASSEMBLED IN:组装场所 **INTERIOR**	DRAWING TYPE图纸类型 **MANUFACTURING**	----		

Path存储路径:*E:\01董文勇\07家具\图纸\ZARA家具\16722\8Z70119600\8Z70119600*

创建日期(Created Date)
2025年9月19日 11:52:25

上次保存的日期(Last Saved Date)
2025年9月19日 13:20:43

QTY数量	DESCRIBE描述	SUPPLIER供应部门	REFERENCE参考信息	MATERIAL材料	FINISH颜色	PROCESSES工艺	UNIT WEIGHT单件重量(Kg)	TOTAL WEIGHT总重量(Kg)
	8Z70119600	SUPPLIER	REFERENCE	MDF	MADERA BROCHEADO NEGRO 3 MANOSA0103365 RAL 9005	cut/weld/drill/polish/paint	789.48	

No. 序号	Part Description零件描述	Quantity数量	Material材质	Finish颜色
1	5Z72119601	1	MDF	MADERA BROCHEADO NEGRO 3 MANOSA0103365 RAL 9005
2	5Z72119602	1	MDF	MADERA BROCHEADO NEGRO 3 MANOSA0103365 RAL 9005
3	5Z72119603	1	MDF	MADERA BROCHEADO NEGRO 3 MANOSA0103365 RAL 9005
4	5Z72119604	1	MDF	MADERA BROCHEADO NEGRO 3 MANOSA0103365 RAL 9005
5	5Z72119605	1	MDF	MADERA BROCHEADO NEGRO 3 MANOSA0103365 RAL 9005
6	5Z72119606	1	MDF	MADERA BROCHEADO NEGRO 3 MANOSA0103365 RAL 9005
7	5Z72119607	1	MDF	MADERA BROCHEADO NEGRO 3 MANOSA0103365 RAL 9005

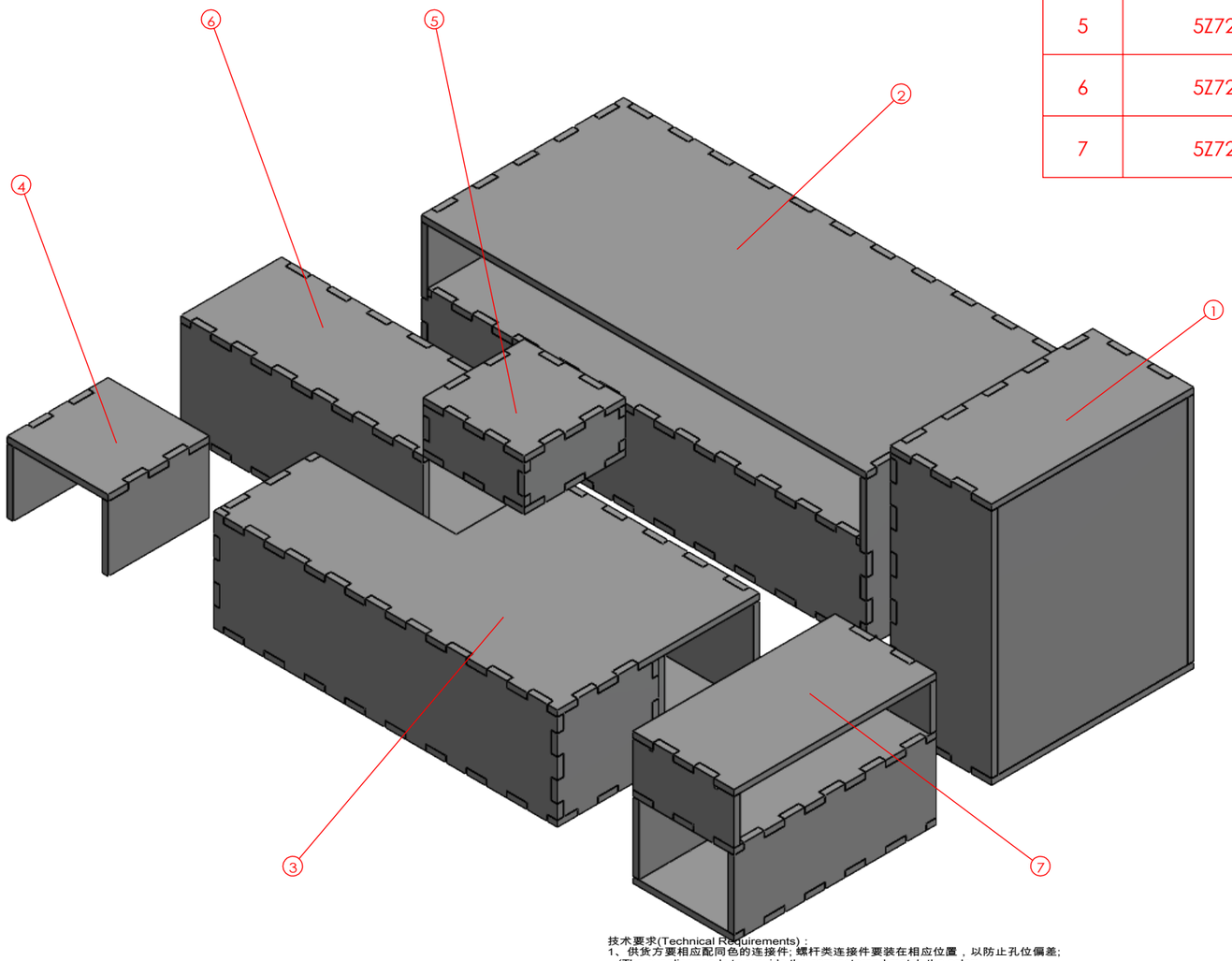

技术要求(Technical Requirements)：
1、供货方要相应配同色的连接件; 螺杆类连接件要装在相应位置，以防止孔位偏差;
(The supplier needs to provide the connectorand match the color;
The threaded rod must be pre-install into the correct location to avoid the deviation)
2、金属件要求无披锋，焊接牢固，无虚焊，承重部位必须满焊;
(The metal parts must be smoothly, strong welding, full weld on the loading location)
3、金属件所有见光部位不允许有影响外观效果的焊疤;
(Forbid the welding mark on the appearance surface of metal parts)
4、注意公差配合:镜子和玻璃尺寸，需与挂臂配合的挂钩内卡口,如未注明公差按负公差0.5mm加工.
(Take note the tolerance for mirror,glass, the hook which needs to assembled with bar and so on, the unspecifed tolerance is -0.5mm.)
5、所有可见螺丝均为内六角螺丝.
(All the appearance screws must be allen screws)
6、所有镜子、玻璃、大理石4边和4角都要磨边，金属件所有边角无坡锋\无毛刺，防止伤人。
(All mirrors, glass, marble 4 sides and 4 angles need to sanding, all corners of metal furniture need to polish,no burr, prevent injuries.)
7、凡是涉及到走线的产品，供货方必须穿好电线。
(The supplier must wear all wire.)
8、供货方必须装配好由供货方生产的配套产品，例如层板托、连接件。
(the supplier must Pre assembled accessory, such as lamination, connector.)
9.所有部件焊接时要磨45°左右的斜边,辅助焊接,超过轮廓线外的焊点要磨平。

SHEET FORMAT 图纸大小 A3	UNITS单位 mm	8Z70119600 -爆炸图	PROJECT NO.内部单号 0000/00	STORE CODE店铺号 0000
DRAWN BY制图 DevinDong	SCALE比例 1:20		ORDER NO.订单号 000	
ORDER DATE下单日期 00/00/00	DELIVERY DATE入库日期 00/00/00	----	ZARA	
CLIENT DRAWING图户图 Proy V.0	VERSION版本 V.0	----		
ASSEMBLED IN:组装场所 INTERIOR	DRAWING TYPE图纸类型 MANUFACTURING	----	CAAMAÑOASIA公司	

Path存储路径:E:\01董文勇\07家具\图纸\ZARA家具\16722\8Z70119600\8Z70119600

创建日期(Created Date)
2025年9月19日 11:52:25

上次保存的日期(Last Saved Date)
2025年9月19日 13:20:43